

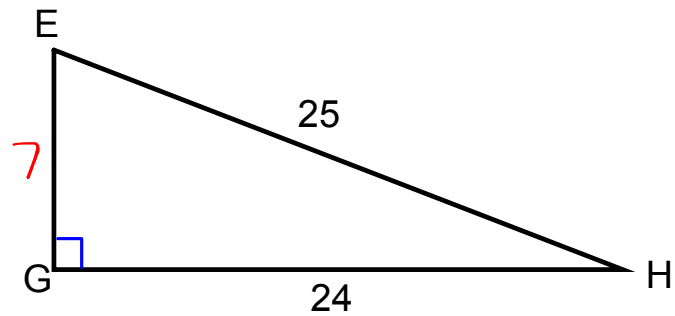
Warm-up 2/1/17

Give the following information for this triangle.

1. $\sin H = \frac{7}{25}$

2. $m\angle H = 16.3^\circ$

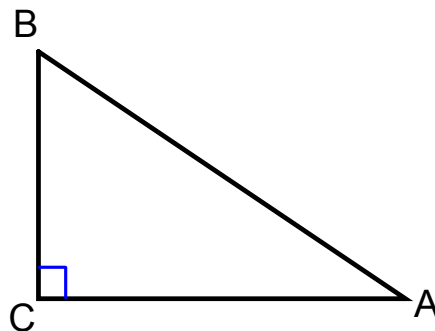
3. $m\angle E = 73.7^\circ$



$$\sin^{-1}\left(\frac{7}{25}\right)$$

$$9^2 + 24^2 = 25^2$$

Pg. 606-610



Cosine

$$\cos A = \frac{\text{adjacent}}{\text{hypotenuse}} = \frac{CA}{BA}$$

Secant

$$\sec A = \frac{\text{hypotenuse}}{\text{adjacent}} = \frac{BA}{CA}$$

SohCahToa

Pg. 611

5.

a.

$$\cos 21 = \frac{4689.2}{x}$$

$$x = \frac{4689.2}{\cos 21} \approx 5022.81$$

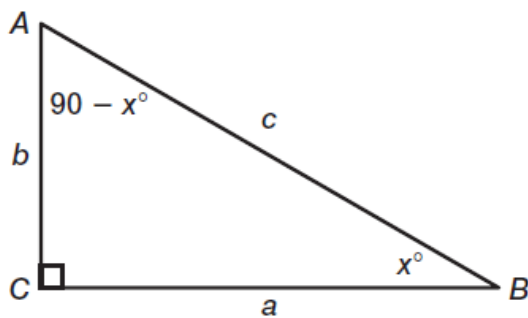
Pg. 612

3.

$$\cos B = \frac{5}{8}$$

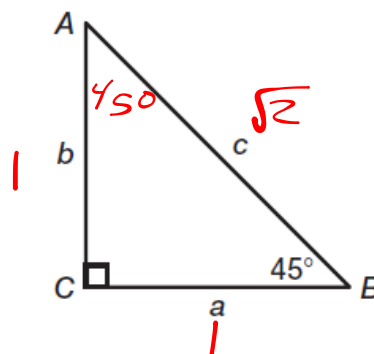
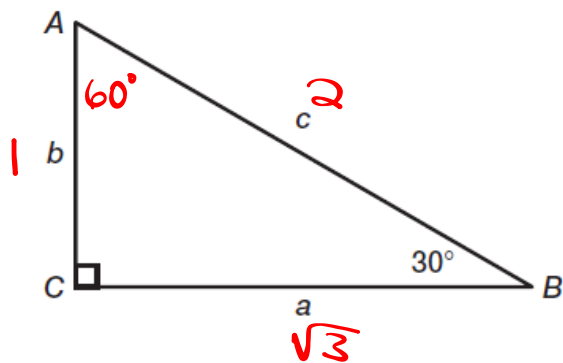
$$B = \cos^{-1}\left(\frac{5}{8}\right) \approx 51.3^\circ$$

Pg. 618-619



Reference Angle	sin	cos	tan	csc	sec	cot
A	a/c	b/c	a/b			
B	b/c	a/c	b/a			

Pg. 620



Pg. 622

1.

$$\sin 15 = \frac{1000}{x}$$

$$x = \frac{1000}{\sin 15} \approx 3863.7$$