

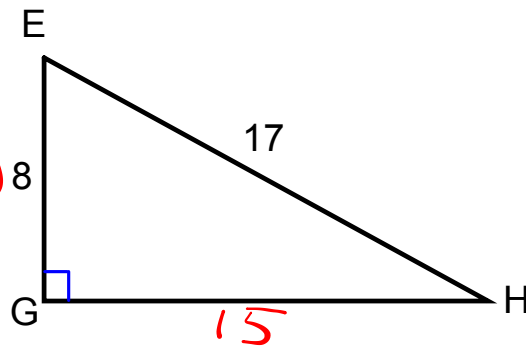
Warm-up 1/31/17

Give the following information for this triangle.

1. $\tan H = \frac{8}{15}$

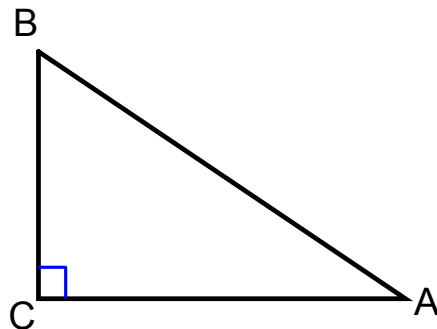
2. $m\angle H = 28.1^\circ$ $\tan^{-1}\left(\frac{8}{15}\right)$

3. $m\angle E = 61.9^\circ$



$$8^2 + 15^2 = 17^2$$

Pg. 596-600



Sine

$$\sin A = \frac{\text{opposite}}{\text{hypotenuse}} = \frac{CB}{BA}$$

Cosecant

$$\csc A = \frac{\text{hypotenuse}}{\text{opposite}} = \frac{BA}{CB}$$

Pg. 601

4.

$$\sin x = \frac{30}{42}$$

$$x = \sin^{-1}\left(\frac{30}{42}\right)$$

$$x \approx 45.6^\circ$$

5.

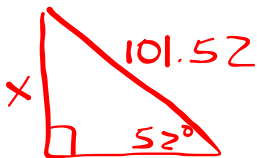
$$\sin x = \frac{3.9}{55.86}$$

$$x = \sin^{-1}\left(\frac{3.9}{55.86}\right)$$

$$x \approx 4^\circ$$

Pg. 603-604

3.

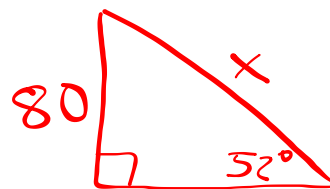


$$\sin 52 = \frac{x}{101.52}$$

$$101.52(\sin 52) = x$$

$$80 \approx x$$

5.



$$\sin 52 = \frac{80}{x}$$

$$x = \frac{80}{\sin 52}$$

$$x \approx 101.52$$